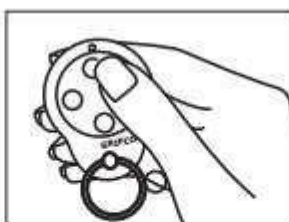
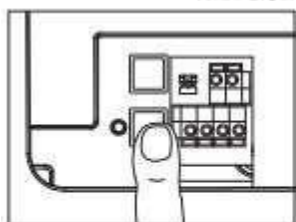
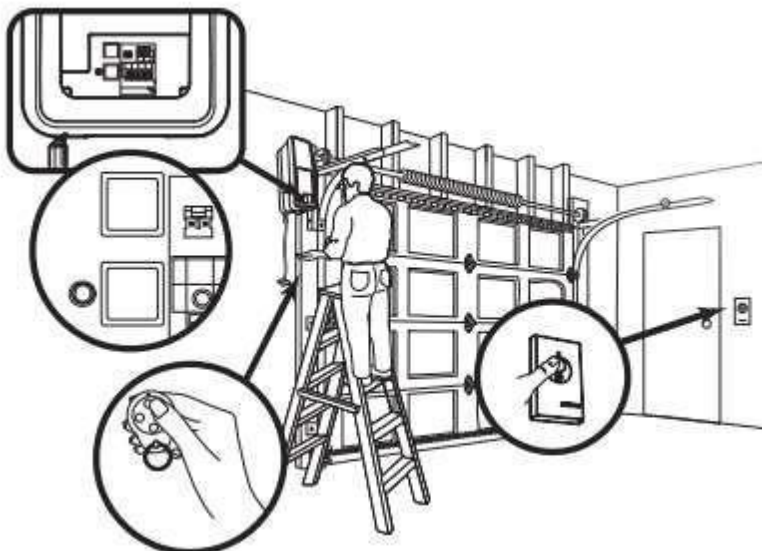


Grifco Instructions

1. Press and release the purple “learn” button on the motor unit. The learn indicator LED will glow steadily for 30 seconds.
2. Within 30 seconds, press and hold the button on the hand-held remote that you wish to operate your door.
3. Release the button when the motor unit LED two clicks.



WARNING!

This product may contain a coin/button cell battery. Keep product and batteries away from children. Battery can cause severe or fatal injuries in 2 hours or less if swallowed or placed inside any part of the body. Seek immediate medical attention if it is suspected that a coin/button battery has been swallowed or placed inside of any part of the body.

